

Scaled data based on original data using
LM-79-08 Approved Method: Electrical and Photometric Measurements of Solid-
State Lighting Products

Test Report Prepared for
Cooper Lighting Solutions
(formerly Eaton)

Brand: McGRAW-EDISON

Report Number: P386702

Luminaire Tested: **GWC-SA2B-827-U-T2-HSS**

Issue Date: 3/3/2020

Test Information

Test Method: LM-79-08
Report Number: P386702
TEST IS SCALED FROM IESNA LM-79-08 TEST DATA (G2-1903-205-13)
Test Lab: INNOVATION CENTER
Issue Date: 3/3/2020
Manufacturer: COOPER LIGHTING SOLUTIONS (FORMERLY EATON)
Product Line: MCGRAW-EDISON
Catalog Number: GWC-SA2B-827-U-T2-HSS
Description: GALLEON WALL LUMINAIRE
(2) 80 CRI, 2700K, 800mA LIGHTSQUARES WITH 16 LEDS EACH AND TYPE II OPTICS WITH HOUSE SIDE SHIELD
Light Source: -
Ballast/Driver: ELECTRONIC DRIVER

Summary

Lumens per Lamp: N/A
Luminaire Lumens: 6237 lumens
Efficiency: N/A
Efficacy: 73.4 lumens/watt
Luminous Opening: Rectangular (W 1' x L: 0.5' x H: 0')
IES Classification: Type II - Medium
BUG Rating: B1 - U0 - G2

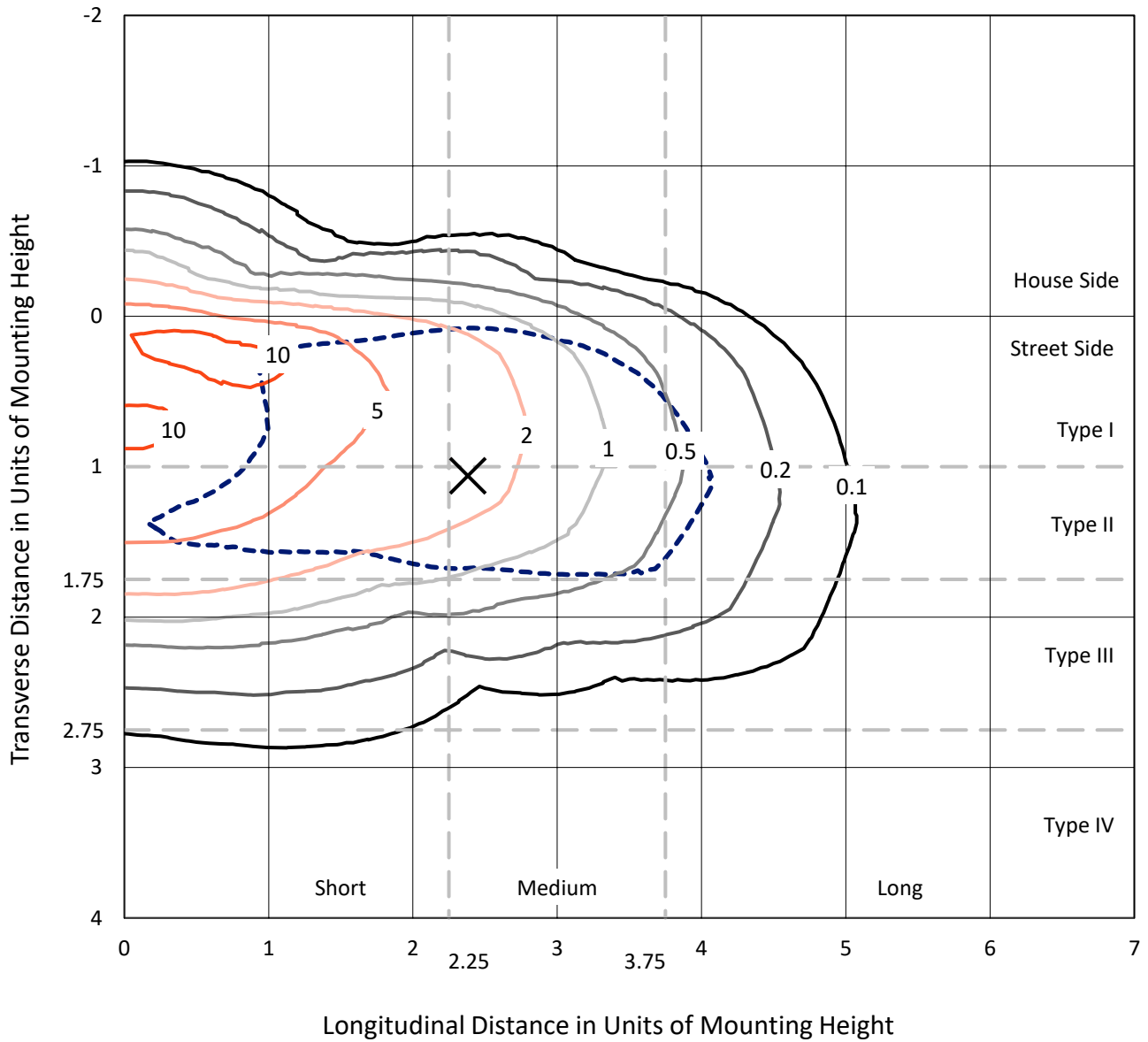
Input Watts (W): 85
Input Voltage (V): NR
Input Current (A_{in}): NR
Voltage Rise (V): NR
Power Factor: NR
Total Harmonic Distortion (THDi): NR
Frequency (hertz): 60
Stabilization Time: NR
Operation Time: NR
Ambient Temperature (°C): NR
Test Distance: 24 FT



REPORT NUMBER: P386702
 CATALOG NUMBER: GWC-SA2B-827-U-T2-HSS

Iso-Footcandle Lines of Horizontal Illumination

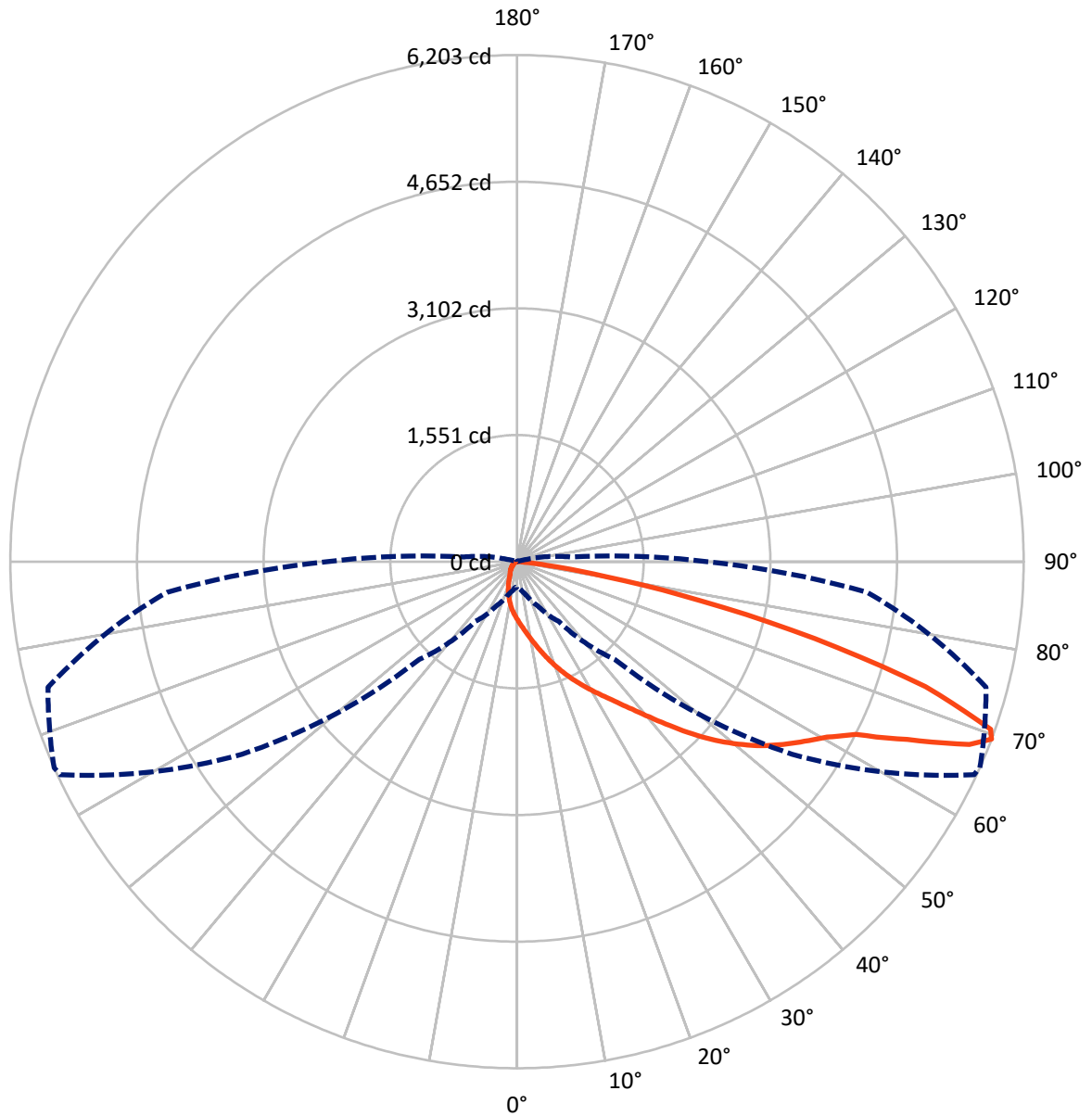
✕ Max cd
 - - - 1/2 Max cd



Based on 10 foot mounting height. Maximum calculated value = 11.7 fc
 Type II - Medium - N/A

REPORT NUMBER: P386702
CATALOG NUMBER: GWC-SA2B-827-U-T2-HSS

Luminous Intensity Polar Plot



— Vertical Plane Through 66-Deg Lateral - - - Horizontal Cone Through 69-Deg Vertical

REPORT NUMBER: P386702

CATALOG NUMBER: GWC-SA2B-827-U-T2-HSS

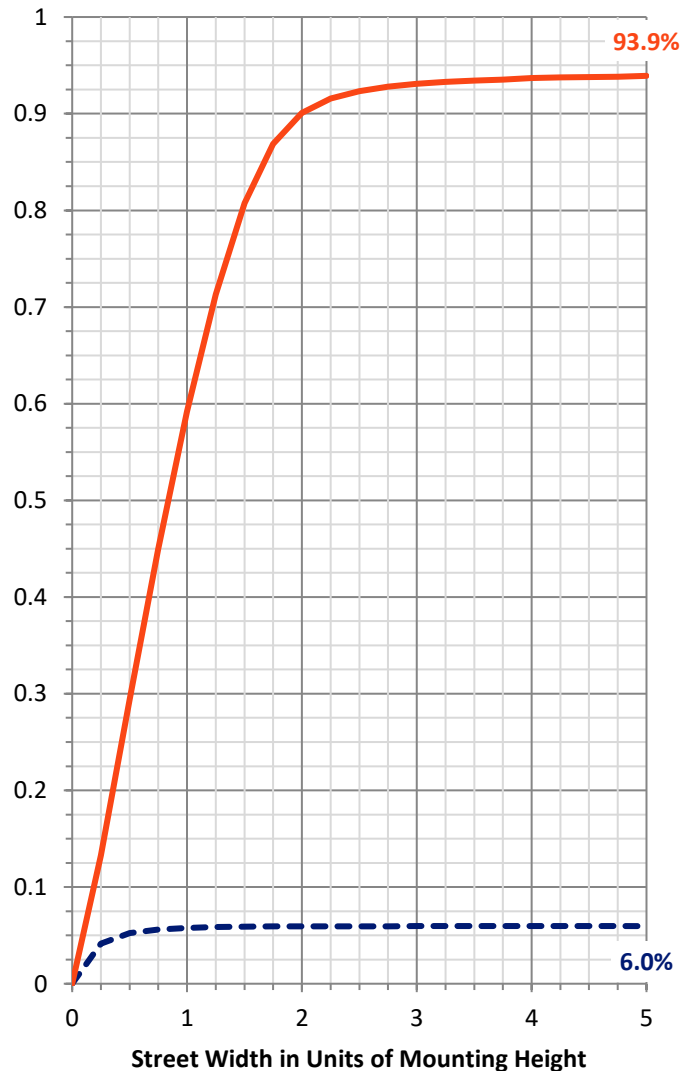
FLUX DISTRIBUTION:

		Downward	Upward	Total
House Side	Lumens	374.1	0.0	374.1
	% Fixture	6.0	0.0	6.0
Street Side	Lumens	5862.9	0.0	5862.9
	% Fixture	94.0	0.0	94.0
Total	Lumens	6237.0	0.0	6237.0
	% Fixture	100.0	0.0	100.0

Coefficient of Utilization

ZONAL LUMENS:

Zone	Lumens	% Fixture
0°-10°	68.6	1.1
10°-20°	204.2	3.3
20°-30°	355.6	5.7
30°-40°	623.9	10.0
40°-50°	1044.3	16.7
50°-60°	1535.0	24.6
60°-70°	1576.0	25.3
70°-80°	778.0	12.5
80°-90°	51.5	0.8
90°-100°	0.0	0.0
100°-110°	0.0	0.0
110°-120°	0.0	0.0
120°-130°	0.0	0.0
130°-140°	0.0	0.0
140°-150°	0.0	0.0
150°-160°	0.0	0.0
160°-170°	0.0	0.0
170°-180°	0.0	0.0
0°-90°	6237.0	100.0
0°-180°	6237.0	100.0



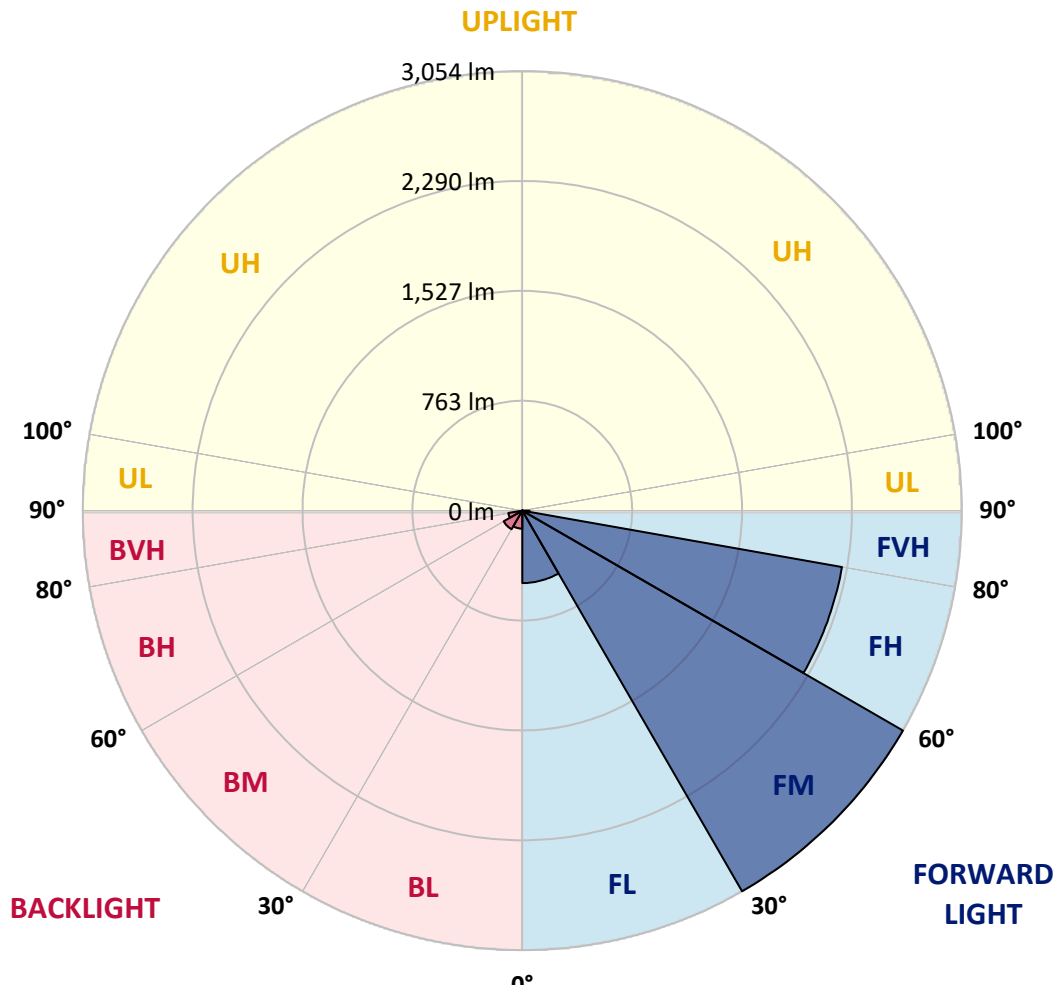
REPORT NUMBER: P386702

CATALOG NUMBER: GWC-SA2B-827-U-T2-HSS

LUMINAIRE CLASSIFICATION SYSTEM LUMEN TABLE AND BUG RATING:

Zone	Lumens	% Fixture	Zone Rating/Lumen Limit		
			B	U	G
FL (0°-30°)	503.3	8.1			
FM (30°-60°)	3053.9	49.0			
FH (60°-80°)	2255.5	36.2			G2/5000
FVH (80°-90°)	50.2	0.8			G1/100
BL (0°-30°)	125.1	2.0	B1/500		
BM (30°-60°)	149.2	2.4	B0/220		
BH (60°-80°)	98.6	1.6	B0/110		G0/110
BVH (80°-90°)	1.2	0.0			G0/10
UL (90°-100°)	0.0	0.0		U0/0	
UH (100°-180°)	0.0	0.0		U0/0	

BUG Rating: B1-U0-G2
 Type II Medium





REPORT NUMBER: P386702

CATALOG NUMBER: GWC-SA2B-827-U-T2-HSS

CANDELA DISTRIBUTION (FULL):

	0°	5°	15°	25°	35°	45°	55°	65°	66°	75°	85°
0°	709.8	709.8	709.8	709.8	709.8	709.8	709.8	709.8	709.8	709.8	709.8
2.5°	835.4	831.8	830.4	823.8	812.6	804.0	787.4	768.1	764.6	745.9	723.1
5°	943.8	940.9	938.8	929.6	918.0	896.4	866.2	830.4	823.5	788.0	742.4
7.5°	1019.4	1024.7	1024.7	1018.8	1004.3	988.0	950.9	902.1	893.5	839.0	768.1
10°	1063.5	1070.0	1075.1	1080.1	1078.0	1071.5	1036.5	981.4	971.1	898.8	798.1
12.5°	1067.6	1074.2	1088.4	1109.4	1129.9	1144.7	1122.7	1069.4	1057.6	968.1	833.6
15°	1044.5	1051.4	1073.3	1114.2	1163.6	1206.9	1214.0	1166.9	1154.7	1050.8	878.1
17.5°	1004.3	1008.7	1040.1	1096.7	1174.3	1253.7	1296.6	1271.5	1260.2	1145.3	927.5
20°	974.3	977.6	1005.1	1065.9	1167.8	1283.0	1374.8	1382.6	1370.7	1246.6	981.1
22.5°	1025.6	1031.5	1032.4	1061.1	1150.0	1297.5	1443.6	1491.9	1483.0	1354.1	1033.9
25°	1165.7	1172.5	1150.0	1132.2	1165.1	1304.0	1502.5	1603.8	1596.7	1469.9	1086.9
27.5°	1350.9	1358.0	1328.9	1275.9	1244.2	1328.6	1555.0	1717.6	1717.3	1592.6	1144.1
30°	1532.7	1539.9	1510.2	1457.2	1384.3	1398.3	1600.3	1836.7	1838.5	1719.1	1204.8
32.5°	1723.5	1732.4	1701.9	1633.8	1557.6	1518.5	1664.0	1956.4	1966.4	1865.7	1273.2
35°	1940.4	1941.6	1898.6	1827.2	1739.5	1679.4	1766.2	2090.6	2114.6	2047.3	1360.0
37.5°	2153.1	2161.7	2126.4	2013.8	1933.3	1865.1	1918.2	2258.2	2292.3	2269.2	1473.5
40°	2310.7	2328.7	2323.7	2202.2	2125.8	2077.2	2106.9	2457.6	2500.9	2527.5	1616.6
42.5°	2409.6	2423.2	2446.3	2373.2	2303.9	2311.9	2329.6	2689.9	2743.2	2822.0	1781.0
45°	2523.1	2529.6	2548.8	2516.6	2469.8	2550.3	2566.0	2951.4	3007.4	3138.7	1963.5
47.5°	2661.7	2677.1	2682.5	2652.8	2631.5	2761.3	2793.8	3189.3	3267.8	3477.9	2156.6
50°	2838.3	2842.4	2851.6	2832.3	2811.0	2942.6	2998.2	3439.0	3510.4	3818.2	2347.1
52.5°	3011.0	3025.8	3057.8	3045.6	3037.1	3096.9	3180.4	3664.2	3743.9	4102.0	2537.3
55°	3060.7	3073.5	3184.0	3259.5	3329.4	3287.1	3354.6	3865.9	3952.1	4355.6	2720.4
57.5°	2862.0	2887.7	3079.1	3275.8	3565.8	3582.7	3594.0	4073.0	4150.3	4549.9	2910.9
60°	2359.6	2364.6	2678.6	3016.0	3526.7	3840.7	3943.5	4295.5	4360.4	4731.0	3139.0
62.5°	1500.8	1552.0	1896.5	2372.9	3113.2	3803.4	4366.3	4632.0	4655.7	4948.1	3466.0
65°	714.8	748.0	996.3	1466.1	2255.0	3325.6	4658.1	5240.8	5251.4	5378.5	3903.0
67.5°	395.8	411.8	530.0	789.2	1318.3	2351.8	4540.2	5961.8	5971.9	5818.2	4286.3
69°	309.6	323.2	416.2	594.8	893.8	1690.3	4108.6	6173.0	6203.0	5944.1	4299.9
70°	262.8	276.1	358.5	502.4	718.7	1306.1	3657.1	6120.6	6152.3	5932.2	4198.3
72.5°	160.9	168.6	238.8	353.7	481.7	657.1	2255.3	5176.2	5229.8	5441.6	3608.2
75°	108.4	112.6	149.3	244.1	344.5	338.3	1171.6	3648.5	3764.6	4233.0	2665.0
77.5°	77.6	81.5	100.1	157.9	241.4	223.4	530.6	2267.4	2292.3	2538.8	1453.4
80°	44.1	47.7	70.8	93.9	163.8	149.0	210.9	1083.1	1095.5	1088.7	485.2
82.5°	23.1	26.1	38.8	61.9	105.2	97.5	87.7	362.6	364.4	303.1	106.4
85°	4.4	5.3	19.3	42.4	54.2	42.4	35.8	85.0	86.8	76.7	26.4
87.5°	0.0	0.3	7.7	9.5	10.7	11.0	11.6	16.6	17.8	24.0	7.1
90°	0.0	0.0	0.0	0.0	0.0	0.0	0.0	0.0	0.0	0.0	0.0



REPORT NUMBER: P386702
 CATALOG NUMBER: GWC-SA2B-827-U-T2-HSS

CANDELA DISTRIBUTION (continued):

	90°	95°	105°	115°	125°	135°	145°	155°	165°	175°	180°
0°	709.8	709.8	709.8	709.8	709.8	709.8	709.8	709.8	709.8	709.8	709.8
2.5°	713.0	702.4	681.9	658.2	639.9	621.8	607.6	592.8	587.4	584.8	584.5
5°	720.2	697.6	654.4	610.0	573.5	539.2	514.6	491.2	480.2	475.2	473.1
7.5°	732.0	695.9	626.3	558.4	506.0	463.0	429.0	403.5	390.7	385.4	383.3
10°	745.9	693.5	593.4	503.9	437.0	392.5	358.7	333.6	319.6	313.7	310.8
12.5°	762.2	689.4	555.4	448.8	378.0	333.6	292.7	261.6	245.6	238.8	235.5
15°	782.4	685.2	515.8	397.0	326.2	271.9	227.2	206.2	202.9	201.7	202.0
17.5°	802.2	678.7	472.5	345.7	271.7	212.4	189.6	188.4	189.0	189.0	189.0
20°	820.0	663.9	425.4	301.9	219.8	179.2	174.5	172.4	170.9	169.7	168.3
22.5°	833.9	644.0	380.1	258.3	179.5	164.1	156.7	150.2	144.9	141.3	139.5
25°	843.4	617.7	338.6	216.6	161.5	149.3	136.0	125.0	116.7	111.7	109.6
27.5°	850.5	589.2	301.6	181.3	149.0	132.1	114.6	101.6	93.0	88.6	86.8
30°	855.5	556.9	269.0	159.4	135.1	114.1	95.4	82.7	76.4	74.1	72.9
32.5°	860.3	521.1	238.2	149.0	122.1	97.5	80.0	70.2	66.4	63.4	62.5
35°	872.1	487.9	208.8	138.0	108.7	83.2	68.7	61.6	57.8	56.0	55.4
37.5°	900.3	463.3	180.7	126.8	95.4	72.0	60.1	55.1	51.5	49.8	49.2
40°	945.6	450.9	157.0	114.6	82.4	63.4	54.5	49.8	45.9	43.3	42.7
42.5°	1012.3	452.7	140.4	102.5	72.0	56.6	49.2	43.5	39.4	37.0	36.4
45°	1093.1	465.7	128.9	90.6	63.4	51.2	43.3	37.3	33.5	31.4	30.8
47.5°	1180.8	486.7	119.4	80.0	56.6	46.2	37.3	31.1	27.8	26.1	25.8
50°	1273.2	507.2	109.6	69.6	50.7	41.2	31.4	25.8	23.1	21.6	21.0
52.5°	1366.9	530.9	100.7	60.1	45.6	35.3	26.1	21.0	19.0	17.8	17.2
55°	1467.6	548.6	92.1	52.7	40.6	29.9	21.6	17.5	15.7	14.2	13.9
57.5°	1586.1	576.2	83.2	45.6	34.7	24.9	17.8	13.9	12.4	11.0	10.7
60°	1746.0	608.5	73.8	40.3	28.4	20.4	14.5	11.3	9.5	8.3	8.0
62.5°	1957.0	644.3	61.9	35.3	23.1	16.6	11.6	8.9	6.8	5.3	5.3
65°	2224.5	702.7	50.7	29.6	19.0	13.6	8.9	6.5	3.9	2.4	2.4
67.5°	2380.6	712.8	40.9	24.3	15.4	11.6	7.4	4.4	1.2	0.3	0.0
69°	2330.5	654.4	34.7	20.7	13.3	11.0	6.8	3.3	0.6	0.0	0.0
70°	2236.3	598.4	30.5	18.4	12.1	10.4	6.5	2.4	0.6	0.0	0.0
72.5°	1847.9	426.0	23.1	13.6	8.9	9.2	5.9	1.5	0.6	0.0	0.0
75°	1346.1	258.9	16.6	9.5	5.6	6.8	4.1	0.6	0.3	0.0	0.0
77.5°	748.9	122.1	10.4	5.3	3.6	4.1	2.1	0.0	0.0	0.0	0.0
80°	243.2	33.2	4.7	3.0	2.1	2.4	0.9	0.0	0.0	0.0	0.0
82.5°	45.0	9.5	2.7	1.5	0.6	0.6	0.0	0.0	0.0	0.0	0.0
85°	9.8	3.9	1.5	0.6	0.0	0.0	0.0	0.0	0.0	0.0	0.0
87.5°	3.3	1.2	0.3	0.0	0.0	0.0	0.0	0.0	0.0	0.0	0.0
90°	0.0	0.0	0.0	0.0	0.0	0.0	0.0	0.0	0.0	0.0	0.0

Signify Classified - Internal
Cooper Lighting Solutions Photometric Lab
1121 Highway 74 South
Peachtree City, GA 30269

Scaled Data Report



Report Generated By 670245982

Signify Classified - Internal
Cooper Lighting Solutions Photometric Lab
1121 Highway 74 South
Peachtree City, GA 30269

Scaled Data Report



Signify Classified - Internal
Cooper Lighting Solutions Photometric Lab
1121 Highway 74 South
Peachtree City, GA 30269

Scaled Data Report



Signify Classified - Internal
Cooper Lighting Solutions Photometric Lab
1121 Highway 74 South
Peachtree City, GA 30269

Scaled Data Report



Signify Classified - Internal
Cooper Lighting Solutions Photometric Lab
1121 Highway 74 South
Peachtree City, GA 30269

Scaled Data Report



--- HS — SS

Signify Classified - Internal
Cooper Lighting Solutions Photometric Lab
1121 Highway 74 South
Peachtree City, GA 30269

Scaled Data Report



u

Signify Classified - Internal
Cooper Lighting Solutions Photometric Lab
1121 Highway 74 South
Peachtree City, GA 30269

Scaled Data Report



Signify Classified - Internal
Cooper Lighting Solutions Photometric Lab
1121 Highway 74 South
Peachtree City, GA 30269

Scaled Data Report



(END OF REPORT)